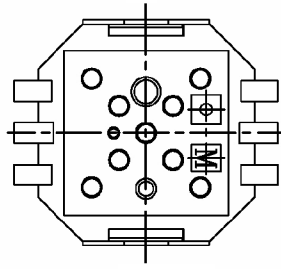
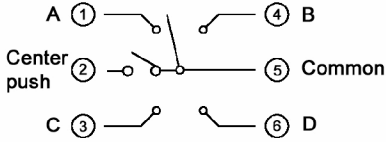
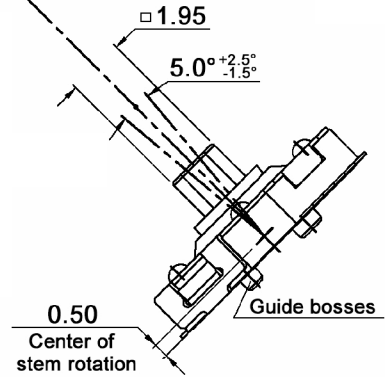
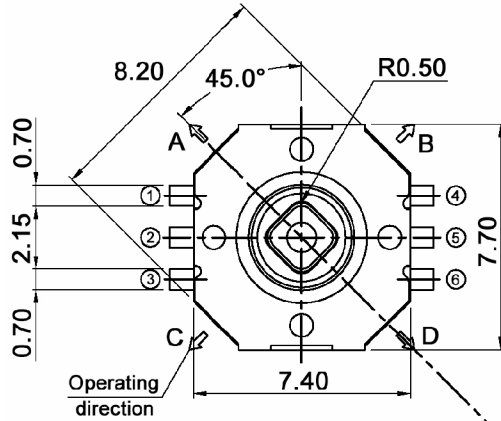
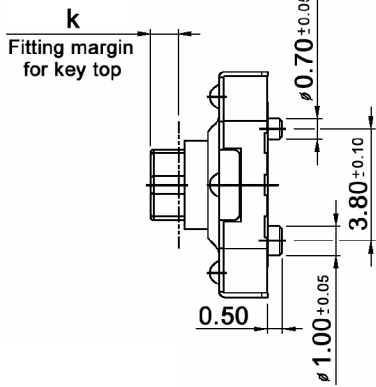
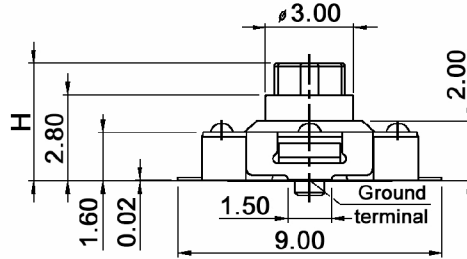


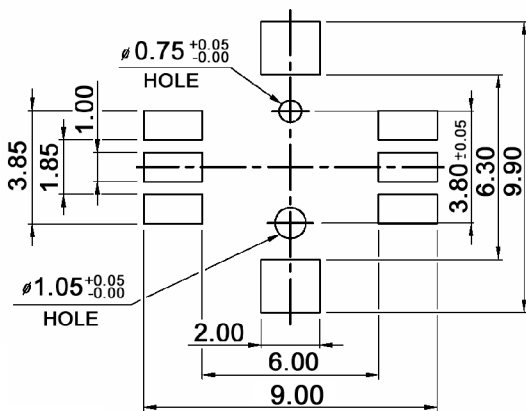
CIRCUIT DIAGRAM



x	H	k
4.0	4.0 mm	0.9 mm
(empty)	4.5 mm	1.4 mm
5.0	5.0 mm	1.9 mm
6.4	6.4 mm	3.3 mm



P.C.B. LAYOUT



Compliance: RohS II (2011/65/EU)

Tolerances: max. ±0.20mm		Date	Name
Cycles	06/17	dr	
Revised	05/16	dr	
Operating temperature	07/15	dr	
Revised	11/13	dr	
Soldering conditions	11/13	dr	
RoHS compliant	10/10	dr	
Modifications	Date	Name	

TSSJ 5-x

30 09 55

Page

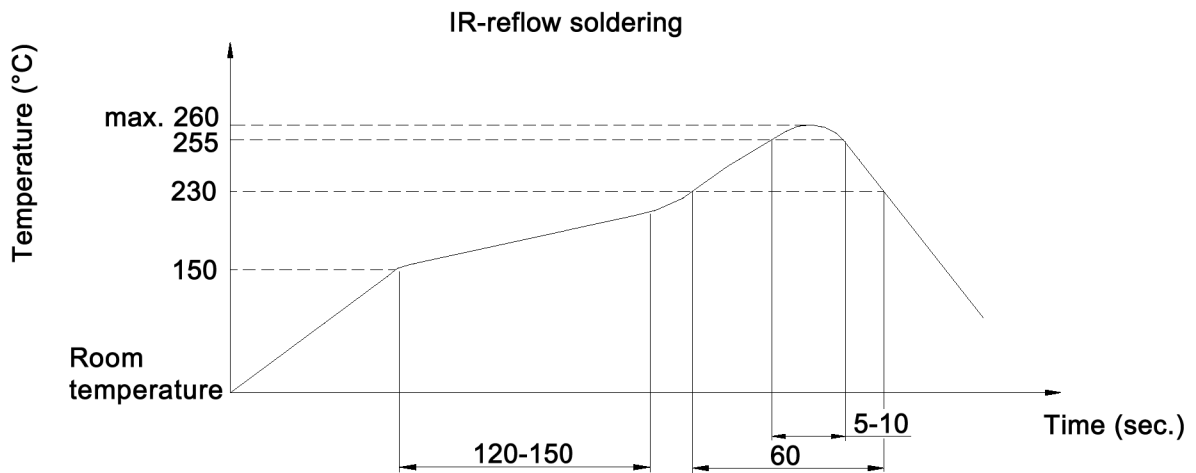
1/2

knitter-switch

Specifications:

Contact rating: 50mA, 12V DC
Contact resistance: 100mOhm max.
Insulation resistance: 100MOhm min.
Dielectric strength: 250V AC (50 or 60 Hz) for 1 minute
Operating temperature: -40°C to +85°C
Storage temperature: -40°C to +85°C
Operating force: center push: 360 +/-60gf; 4 direction: 160 +/-50gf
Mechanical life: 100 000 cycles min. (per direction)
Stroke: (center push) 0.15 +/-0.10mm
Material: Cover: nickel plated
 Stem: high-temp. thermoplastic LCP
 Contact: stainless
 Terminal: brass, silver plated
 Base: high-temp. thermoplastic LCP, molded black

Soldering conditions:



Compliance: RohS II (2011/65/EU)

Tolerances: max. ±0.20mm		Date	Name	TSSJ 5-x
		08/06	dr	
			knitter-switch	30 09 55
Modifications		Date	Name	Page 2/2